

ASSESSED VALUES AND TAX BILLS (w/o new construction)

ASSESSED VALUE CHANGES

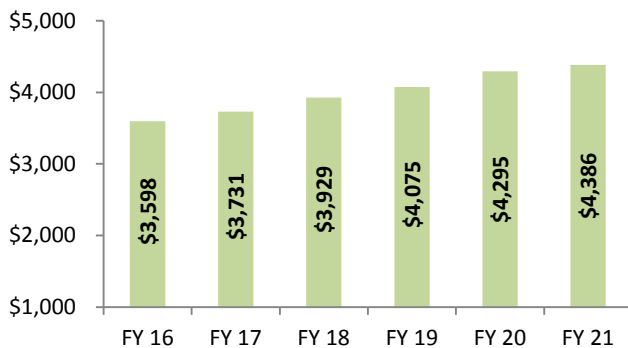
Class	FY 2020		FY 2021		% Change in Value
	Units	Value	Units	Value	
TOTAL RESIDENTIAL	11,512	3,340,809,700	11,512	3,506,346,660	4.95%
TOTAL NON-RESIDENTIAL	1,232	1,722,935,300	1,232	1,763,731,480	2.37%
TOTAL ALL CLASSES	12,744	\$5,063,745,000	12,744	\$5,270,078,140	4.07%

AVERAGE REAL ESTATE TAX BILLS - TOTAL TAX RATE

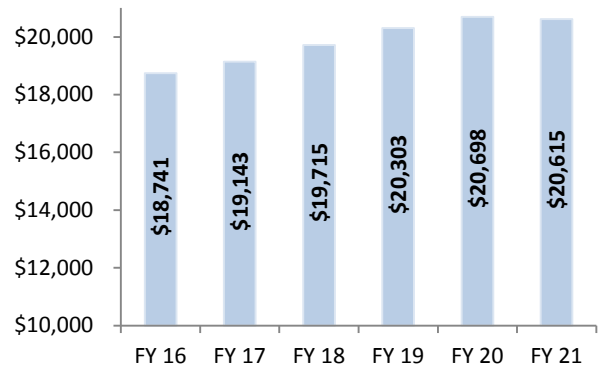
FY 2020	\$1.480
FY 2021	\$1.440
Inc/(Dec)	(\$0.040)

Class	FY 2020		FY 2021		\$ Change in Bill	% Change in Bill
	Average Assessment	Average Tax Bill	Average Assessment	Average Tax Bill		
TOTAL RESIDENTIAL	290,202	\$4,295	304,582	\$4,386	\$91	2.12%
TOTAL NON-RESIDENTIAL	1,398,486	\$20,698	1,431,600	\$20,615	(\$83)	-0.40%
TOTAL ALL CLASSES	\$397,343	\$5,881	\$413,534	\$5,955	\$74	1.26%

Average Residential Tax Bill



Average Non-Residential Tax Bill



ASSESSED VALUES AND TAX BILLS (w/o new construction)

ASSESSED VALUE CHANGES

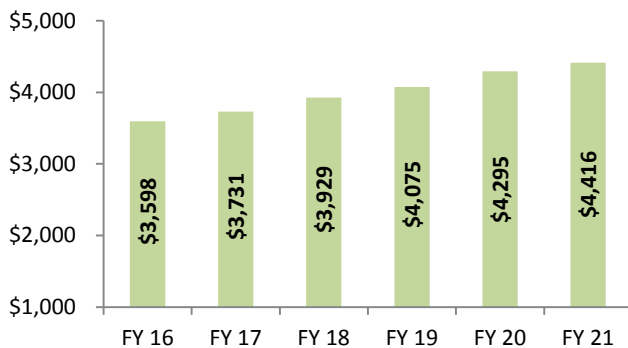
Class	FY 2020		FY 2021		% Change in Value
	Units	Value	Units	Value	
TOTAL RESIDENTIAL	11,512	3,340,809,700	11,512	3,506,346,660	4.95%
TOTAL NON-RESIDENTIAL	1,232	1,722,935,300	1,232	1,763,731,480	2.37%
TOTAL ALL CLASSES	12,744	\$5,063,745,000	12,744	\$5,270,078,140	4.07%

AVERAGE REAL ESTATE TAX BILLS - TOTAL TAX RATE

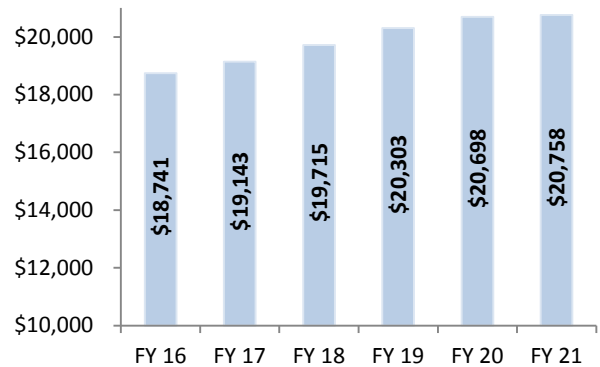
FY 2020	\$1.480
FY 2021	\$1.450
Inc/(Dec)	(\$0.030)

Class	FY 2020		FY 2021		\$ Change in Bill	% Change in Bill
	Average Assessment	Average Tax Bill	Average Assessment	Average Tax Bill		
TOTAL RESIDENTIAL	290,202	\$4,295	304,582	\$4,416	\$121	2.83%
TOTAL NON-RESIDENTIAL	1,398,486	\$20,698	1,431,600	\$20,758	\$61	0.29%
TOTAL ALL CLASSES	\$397,343	\$5,881	\$413,534	\$5,996	\$116	1.97%

Average Residential Tax Bill



Average Non-Residential Tax Bill



ASSESSED VALUES AND TAX BILLS (w/o new construction)

ASSESSED VALUE CHANGES

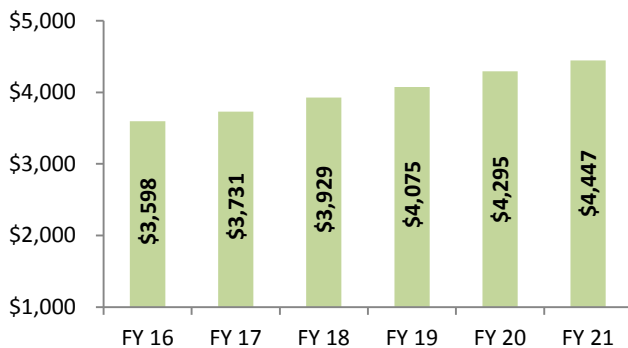
Class	FY 2020		FY 2021		% Change in Value
	Units	Value	Units	Value	
TOTAL RESIDENTIAL	11,512	3,340,809,700	11,512	3,506,346,660	4.95%
TOTAL NON-RESIDENTIAL	1,232	1,722,935,300	1,232	1,763,731,480	2.37%
TOTAL ALL CLASSES	12,744	\$5,063,745,000	12,744	\$5,270,078,140	4.07%

AVERAGE REAL ESTATE TAX BILLS - TOTAL TAX RATE

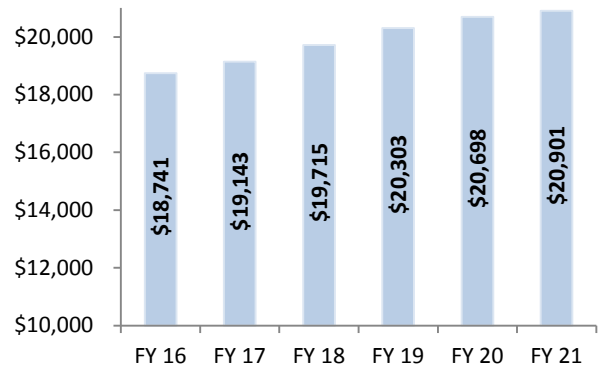
FY 2020	\$1.480
FY 2021	\$1.460
Inc/(Dec)	(\$0.020)

Class	FY 2020		FY 2021		\$ Change in Bill	% Change in Bill
	Average Assessment	Average Tax Bill	Average Assessment	Average Tax Bill		
TOTAL RESIDENTIAL	290,202	\$4,295	304,582	\$4,447	\$152	3.54%
TOTAL NON-RESIDENTIAL	1,398,486	\$20,698	1,431,600	\$20,901	\$204	0.98%
TOTAL ALL CLASSES	\$397,343	\$5,881	\$413,534	\$6,038	\$157	2.67%

Average Residential Tax Bill



Average Non-Residential Tax Bill



ASSESSED VALUES AND TAX BILLS (w/o new construction)

ASSESSED VALUE CHANGES

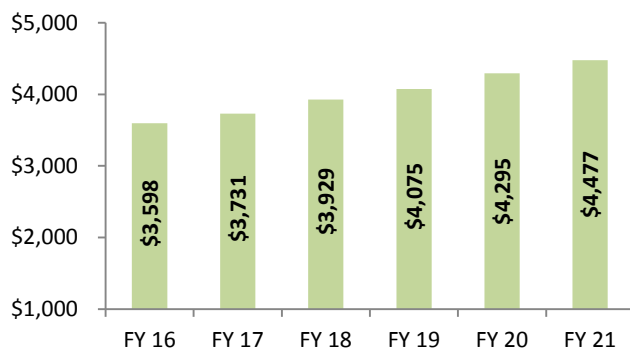
Class	FY 2020		FY 2021		% Change in Value
	Units	Value	Units	Value	
TOTAL RESIDENTIAL	11,512	3,340,809,700	11,512	3,506,346,660	4.95%
TOTAL NON-RESIDENTIAL	1,232	1,722,935,300	1,232	1,763,731,480	2.37%
TOTAL ALL CLASSES	12,744	\$5,063,745,000	12,744	\$5,270,078,140	4.07%

AVERAGE REAL ESTATE TAX BILLS - TOTAL TAX RATE

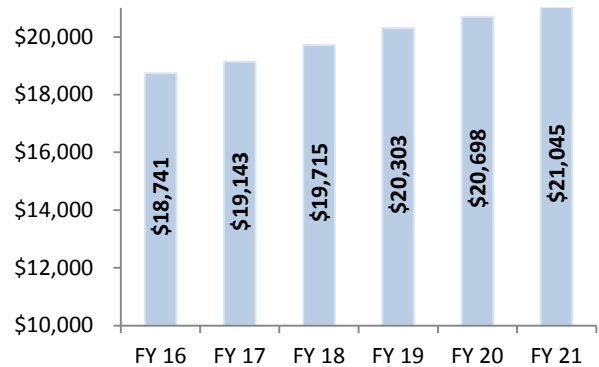
FY 2020	\$1.480
FY 2021	\$1.470
Inc/(Dec)	(\$0.010)

Class	FY 2020		FY 2021		\$ Change in Bill	% Change in Bill
	Average Assessment	Average Tax Bill	Average Assessment	Average Tax Bill		
TOTAL RESIDENTIAL	290,202	\$4,295	304,582	\$4,477	\$182	4.25%
TOTAL NON-RESIDENTIAL	1,398,486	\$20,698	1,431,600	\$21,045	\$347	1.68%
TOTAL ALL CLASSES	\$397,343	\$5,881	\$413,534	\$6,079	\$198	3.37%

Average Residential Tax Bill



Average Non-Residential Tax Bill



ASSESSED VALUES AND TAX BILLS (w/o new construction)

ASSESSED VALUE CHANGES

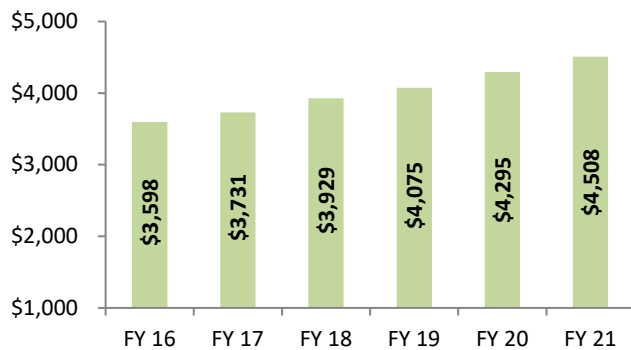
Class	FY 2020		FY 2021		% Change in Value
	Units	Value	Units	Value	
TOTAL RESIDENTIAL	11,512	3,340,809,700	11,512	3,506,346,660	4.95%
TOTAL NON-RESIDENTIAL	1,232	1,722,935,300	1,232	1,763,731,480	2.37%
TOTAL ALL CLASSES	12,744	\$5,063,745,000	12,744	\$5,270,078,140	4.07%

AVERAGE REAL ESTATE TAX BILLS - TOTAL TAX RATE

FY 2020	\$1.480
FY 2021	\$1.480
Inc/(Dec)	\$0.000

Class	FY 2020		FY 2021		\$ Change in Bill	% Change in Bill
	Average Assessment	Average Tax Bill	Average Assessment	Average Tax Bill		
TOTAL RESIDENTIAL	290,202	\$4,295	304,582	\$4,508	\$213	4.95%
TOTAL NON-RESIDENTIAL	1,398,486	\$20,698	1,431,600	\$21,188	\$490	2.37%
TOTAL ALL CLASSES	\$397,343	\$5,881	\$413,534	\$6,120	\$240	4.07%

Average Residential Tax Bill



Average Non-Residential Tax Bill

