



July 1, 2017

Mayor Parrish and Members of the City Council:

The Adopted FY 2018 Five-Year Capital Improvement Program (CIP) is published and available for public review at [www.manassascity.org/budget](http://www.manassascity.org/budget). This CIP was prepared in accordance with Governing Body priorities and the strategic plan goals as noted in the FY 2018 Budget.

This CIP looks to move the City forward with the funding for several major projects. These projects include a new public safety facility and reconstruction of Grant Avenue. During FY 2018, the City will be focused on final planning, design and bidding for these projects as well as continuation of the construction of Fire/Rescue Station 21 and the Prince William Street improvements.

Strategic direction will be needed for major capital projects planned in the next five years to provide public services and amenities. Processes are underway to get community input and perspective on a City community center which could include a library and redevelopment of the Manassas Museum, redevelopment of Dean Park in coordination with the MCPS plans for the replacement of Dean Elementary and working with the MCPS on the possibility of using the current Police facility to address the need for a Central School Administrative Office.

A focus on improving infrastructure for electric, water, sewer, storm, and airport enterprise funds is also shown in this CIP. Projects such as runway and taxiway rehabilitation at the Manassas Regional Airport, conversion of overhead to underground power lines throughout the City, replacement of sewer mains to stop unwanted inflow and infiltration, and replacement of the main 24-inch line from the water treatment plant into the City continue to receive priority attention.

The FY 2018 – FY 2022 CIP totals \$192 million and contains 83 projects for the five-year planning period. The program areas receiving the most focus during this five year planning cycle are Schools (\$73m), Culture & Recreation (\$32m), Transportation (\$28m) and Public Safety (\$20m). Bonds make up 55% (\$106m) of the funding sources in the five-year CIP. Other major funding streams include state and federal intergovernmental funds, school funds allocated to pay-as-you-go capital, and enterprise funds.

I would like to thank the many City staff members that have been involved in preparing the information for this CIP and, in particular, the Budget Office for their continued efforts to prepare and enhance this document in accordance with the needs and strategic priorities of the Governing Body. We look forward to working with Council and the community to bring these plans to fruition.

Respectfully,

A handwritten signature in black ink, appearing to read "William Patrick Pate".

William Patrick Pate  
City Manager

# CAPITAL IMPROVEMENT PROGRAM CALENDAR

## Developing the CIP

Tuesday, November 29, 2016	Department Recommended CIP Due
Mon.-Fri., December 12-22, 2016	City Manager / Department Meetings
Wednesday, January 18, 2017	Planning Commission Review
Wednesday, February 01, 2017	Planning Commission Approval

## City Council Work Sessions (Budget & CIP)

Monday, March 13, 2017	Presentation of City Manager Proposed CIP
Tuesday, March 14, 2017	Budget & CIP Worksession
Wednesday, March 15, 2017	Budget & CIP Worksession
Monday, March 20, 2017	Budget & CIP Worksession
Wednesday, March 22, 2017	Budget & CIP Worksession
Monday, April 03, 2017	Schools Budget & CIP Worksession
Monday, April 17, 2017	Budget & CIP Worksession
Monday, May 01, 2017	Public Hearing on Proposed Budget & CIP
Wednesday, May 03, 2017	Budget & CIP Worksession
Wednesday, May 10, 2017	Adoption of CIP by Resolution



DECEMBER 2016							JANUARY 2017						
Sun	Mon	Tue	Wed	Thu	Fri	Sat	Sun	Mon	Tue	Wed	Thu	Fri	Sat
		29	30	1	2	3	1	2	3	4	5	6	7
4	5	6	7	8	9	10	8	9	10	11	12	13	14
11	12	13	14	15	16	17	15	16	17	18	19	20	21
18	19	20	21	22	23	24	22	23	24	25	26	27	28
25	26	27	28	29	30	31	29	30	31				

FEBRUARY 2017							MARCH 2017						
Sun	Mon	Tue	Wed	Thu	Fri	Sat	Sun	Mon	Tue	Wed	Thu	Fri	Sat
			1	2	3	4				1	2	3	4
5	6	7	8	9	10	11	5	6	7	8	9	10	11
12	13	14	15	16	17	18	12	13	14	15	16	17	18
19	20	21	22	23	24	25	19	20	21	22	23	24	25
26	27	28					26	27	28	29	30	31	

APRIL 2017							MAY 2017						
Sun	Mon	Tue	Wed	Thu	Fri	Sat	Sun	Mon	Tue	Wed	Thu	Fri	Sat
						1		1	2	3	4	5	6
2	3	4	5	6	7	8	7	8	9	10	11	12	13
9	10	11	12	13	14	15	14	15	16	17	18	19	20
16	17	18	19	20	21	22	21	22	23	24	25	26	27
23	24	25	26	27	28	29	28	29	30	31			
30													

# **CAPITAL IMPROVEMENT PROGRAM OVERVIEW**

---

## **INTRODUCTION**

The **Capital Improvement Program (CIP)** is a multi-year plan for major capital expenditures, such as the construction, reconstruction, renovation, or replacement of a public building or facility or surveys and studies leading to such physical improvements mentioned above. The adoption of the CIP by the City Council is an indication of its support of both the capital projects that the City intends to pursue and a plan for the anticipated levels of financing needed to fund these capital projects over the five-year period. The adoption of the CIP is neither a firm commitment to a particular project nor a limitation to a particular cost. It is a basic tool for prioritizing and scheduling anticipated projects and financing, a key element in planning and managing future debt service requirements.

A capital improvement project should have a cost greater than \$100,000 **and** a useful life of at least 10 years. Projects that do not meet the \$100,000 and 10-year useful life criteria are considered to be maintenance capital projects, a summary of which is provided at the end of each CIP program area. Capital projects generally require significant engineering design and construction, whereas maintenance capital projects (like road paving and sidewalk replacement) require routine upkeep every few years. These projects are not considered to be part of the Five-Year Capital Improvement Program.

The cost estimates in the CIP are intended to capture the entire estimated project cost, including as applicable, land acquisition, design, negotiated agreements, and construction. The total request for each project is evaluated and, based upon funding, is prioritized to meet the needs of the City. The CIP is updated annually and is subject to change with each update.

## **CAPITAL IMPROVEMENT PLANNING & POLICIES**

The capital improvement program is the result of a detailed planning process. The purpose is to address the City's immediate and long-term capital needs in a conscious effort to best provide services and facilities to the citizens of Manassas. The process begins in October when departments begin their work on the Department Recommended Five-Year CIP. In December, the City Manager meets with department staff to discuss their recommended CIP. The Department Recommended CIP is presented to the Planning Commission in January who provides their recommendation to the City Manager in February. The purpose of the Planning Commission is to ensure that all projects are in conformance with the City's Comprehensive Plan. During this time, the City Manager works closely with the Budget Office to evaluate the feasibility of funding sources and the impact projects will have on the operating budget. In March, the City Manager presents the City Manager Proposed Five-Year CIP to the City Council along with the Proposed Budget. City Council then holds several Budget and CIP work sessions as well as a public hearing during the months of March and April and adopts the CIP along with the budget in May.

The following tasks related to the capital improvement program are outlined in the City's Financial Policies (Policy Statement P-2016-01):

- The City will prioritize all capital improvements in accordance with an adopted capital improvement program.
- The City will develop a five-year plan for capital improvements and review the plan annually.
- The City will coordinate the development of the capital improvement program along with the development of the operating budget.
- The City will use intergovernmental assistance to finance only those capital improvements that are consistent with the capital improvement plan and City priorities.
- The City will maintain all its assets at a level adequate to protect the City's capital investment and to minimize future maintenance and replacement costs.
- The City will identify the estimated costs and potential funding sources for each capital project proposal before it is submitted for approval.
- The City will attempt to determine the least costly and most flexible financing method for all capital projects.

## **CAPITAL IMPROVEMENT PROGRAM OVERVIEW**

---

### **PLANNING COMMISSION**

The projects contained in the CIP support the goals and objectives outlined in the City's Comprehensive Plan and are intended to establish the long-term spending priorities identified by the City Council. The Planning Commission voted on February 1, 2017 to recommend approval of the CIP for inclusion in the FY 2018 Adopted Operating Budget and Five-Year Capital Improvement Program.

### **CITY COUNCIL ADOPTION**

The City Council adopted the FY 2018 Five-Year Capital Improvement Program on Wednesday, May 10, 2017. Resolution # R-2017-39 is included in the Supplemental Section of this book as well as the resolution of approval from the City of Manassas Planning Commission. The Manassas City School Board adopted their CIP, contained herein, on March 28, 2017.

Every July 1<sup>st</sup>, the first year of the CIP is budgeted and appropriated. Once a project budget is established, the budget remains for the life of the project. From time to time, project budgets are amended in accordance to the City's Financial Policies – Policy Statement P-2016-01. When projects are completed, staff closes out the project and transfers remaining balances to other projects as needed. Any funds that are not needed at the time of project closing lapse into fund balance and are available for re-appropriation in the future.

### **DEBT PLANNING**

To improve its bond rating, the City considers the following guidelines in deciding how much City general obligation debt may be issued for the capital improvement program (City's Financial Policies – Policy Statement P-2016-01):

- When the City finances capital improvements by issuing bonds or entering into capital leases, it will repay the debt within a period not to exceed the expected useful life of the project.
- Net debt (any and all debt that is tax supported) as a percentage of the estimated market value of taxable real property shall not exceed 3%.
- Debt service expenditures as a percent of total governmental fund expenditures shall not exceed 15.0%.
- Payout of aggregate outstanding tax-supported debt principal shall be no less than 50% repair in 10 years.

Pursuant to the Constitution of Virginia (the Constitution) and the City Charter, the City is authorized to issue bonds secured by a pledge of its full faith and credit and unlimited taxing power. There is no requirement in the Constitution, the Virginia Code, or the City Charter that the issuance of general obligation bonds be subject to the approval of voters of the City at referendum. The issuance of general obligation bonds is subject to a constitutional limitation of ten percent (10%) of the assessed value of taxable real property.

### **IMPACT OF THE CAPITAL IMPROVEMENT PROJECT ON THE OPERATING BUDGET**

#### **Debt Service**

The annual payment of principal and interest on general obligations bonds used to finance roads, schools, and other major projects is included in the operating budget as a required expenditure. The FY 2018 tax-supported debt service is \$10,048,581 (City General Fund, City Fire Rescue Fund, and Schools). Additionally, FY 2018 debt service supported by the enterprise funds (Sewer, Water, Electric, Stormwater, and Airport) is \$3,448,126. A list of proposed bond issues for FY 2018 can be found on pages 21-24.

# CAPITAL IMPROVEMENT PROGRAM OVERVIEW

---

## Current Revenue and PAYGO

Certain CIP projects are funded directly with City current revenues in order to avoid the costs of borrowing. These amounts are included in the operating budget as specific transfers to capital project funds. The PAYGO funding is an additional amount included in the operating budget as a direct bond offset to reduce the amount of borrowing required for project financing. The FY 2018 PAYGO projects are displayed on pages 14-20 and represent a total of \$10,740,120 (General Fund, Enterprise Funds, and School Fund).

## Other Operating Impacts

The construction of government buildings and facilities usually results in new annual costs for maintenance, utilities, and additional staffing required for facility management and operation. There could also be anticipated savings as a result of a project being completed, such as decreased maintenance costs as a result of a new facility. The project pages published in this document display the estimated operating impacts for individual projects where applicable.

## PAYGO FINANCING

In an effort to minimize the impact of issuing debt, the City maintains a commitment to an annual PAYGO capital financing program.

General Fund PAYGO: General Fund PAYGO funding for FY 2018 is \$1,255,000 for capital projects and \$570,000 for maintenance capital projects. These projects include:

### Capital Projects

- City Hall Renovations - \$120,000
- Manassas Museum/Library - \$175,000\*
- Stonewall Park/Pool - \$250,000\*
- Lee Manor Park - \$150,000
- Police Headquarter Improvements - \$60,000
- Wakeman Drive Bike Lane - \$500,000\*

### Maintenance Capital Projects

- School Playground Equipment - \$30,000
- Museum Improvements - \$90,000
- Train Depot Improvements - \$30,000
- Candy Factory Improvements - \$60,000
- Park Improvements - \$30,000
- Supplemental Street Paving - \$300,000

\*Use of Capital Reserves

Sewer Fund PAYGO: Sewer Fund PAYGO funding for FY 2018 is \$545,000 for capital projects which includes:

### Capital Projects

- Public Works/Utilities Improvements - \$75,000
- Dean Drive Extended - \$20,000
- Upper Flat Branch Interceptor - \$450,000

### Maintenance Capital Projects

- N/A

## **CAPITAL IMPROVEMENT PROGRAM OVERVIEW**

---

Water Fund PAYGO: Water Fund PAYGO funding for FY 2018 is \$3,760,000 for capital projects which includes:

### **Capital Projects**

- Public Works/Utilities Improvements - \$75,000
- 24" Transmission Main - \$960,000
- Finished Water Capacity Increases - \$100,000
- Clear-Well Addition and Roof - \$2,350,000
- Interconnecting Meter Vaults - \$30,000
- Water Plant Improvements - \$245,000

### **Maintenance Capital Projects**

- N/A

Electric Fund PAYGO: Electric Fund PAYGO funding for FY 2018 is \$1,716,120 for capital projects and \$55,000 for maintenance capital projects. These projects include:

### **Capital Projects**

- City Hall Renovations - \$280,000
- Public Works/Utilities Improvements - \$350,000
- Fairview/Tudor Lane Signal - \$750,000
- New Generation Initiatives - \$236,120
- LED Streetlight Replacement - \$100,000

### **Maintenance Capital Projects**

- Replace Pad Mount Fuse - \$55,000

Stormwater Fund PAYGO: Stormwater Fund PAYGO funding for FY 2018 is \$30,000 for capital projects which includes:

### **Capital Projects**

- Hazel Drive Channel - \$30,000

### **Maintenance Capital Projects**

- N/A

Airport Fund PAYGO: Airport Fund PAYGO funding for FY 2018 is \$34,000 for capital projects and \$69,000 for maintenance capital projects. These projects include:

### **Capital Projects**

- N. End W. Apron Rehab/Expand - \$6,000
- Mid-field West Apron Rehab - \$4,000
- Installation of Security Fiber line - \$24,000

### **Maintenance Capital Projects**

- Airport Paving - \$35,000
- Rooftop A/C Unit - \$7,000
- Perimeter Security Gate - \$7,000
- Airfield Paving - \$20,000

# CAPITAL IMPROVEMENT PROGRAM OVERVIEW

School Fund PAYGO: School Fund PAYGO funding for FY 2018 is \$3,400,000 for capital projects. The school does not classify projects as maintenance capital projects. The School Fund PAYGO projects include:

## Capital Projects

- Technology Improvements - \$175,000
- Osbourn HVAC Replace - \$1,190,000
- Osbourn – Main Gym Bleacher Replacement - \$357,000
- Mayfield – Paint - \$120,000
- School Bus Replacements - \$435,000
- School Bus Additions - \$217,000
- Osbourn Parking Lot Imp - \$500,000
- Metz – Auditorium Improve - \$200,000
- Metz – Hallway Flooring - \$141,000
- Haydon – Paint - \$65,000

The capital budget summary shown below of \$20,744,000 is the first year (FY 2018) of the five-year capital improvement program. The five-year program totals \$191,965,000. This is a \$19,939,000 decrease or 3.7% compared to the previous year's (FY 2017) five-year CIP. This decrease can be attributed to the decrease in the estimated cost of the Public Safety Facility. Below is a breakdown of expenditures by program and funding by source for the first year.

### Expenditure by Program (FY 2018)

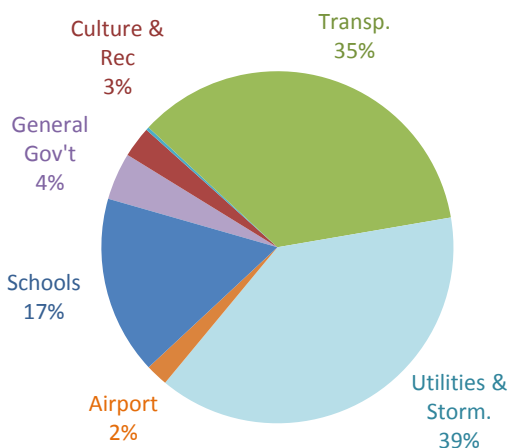
General Government	\$	900,000
Culture & Recreation		591,000
Public Safety		60,000
Transportation		7,338,000
Sewer		450,000
Water		7,185,000
Electric		336,000
Stormwater		60,000
Airport		424,000
Schools		3,400,000
<b>Total FY 2018</b>	<b>\$</b>	<b>20,744,000</b>

### Funding by Source (FY 2018)

General Fund	\$	1,255,000
Sewer Fund		545,000
Water Fund		3,760,000
Electric Fund		1,716,000
Stormwater Fund		30,000
Airport Fund		34,000
School Funds		3,400,000
Bonds		3,500,000
State & Federal		4,865,000
NVTA 30% & Other		1,639,000
<b>Total FY 2017</b>	<b>\$</b>	<b>20,744,000</b>

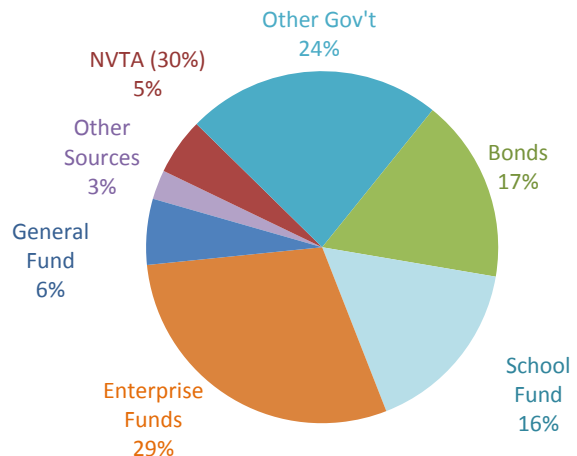
### FY 2018 Adopted Five-Year CIP

First Year - Projects by Program



### FY 2018 Adopted Five-Year CIP

First Year - Projects by Funding Source



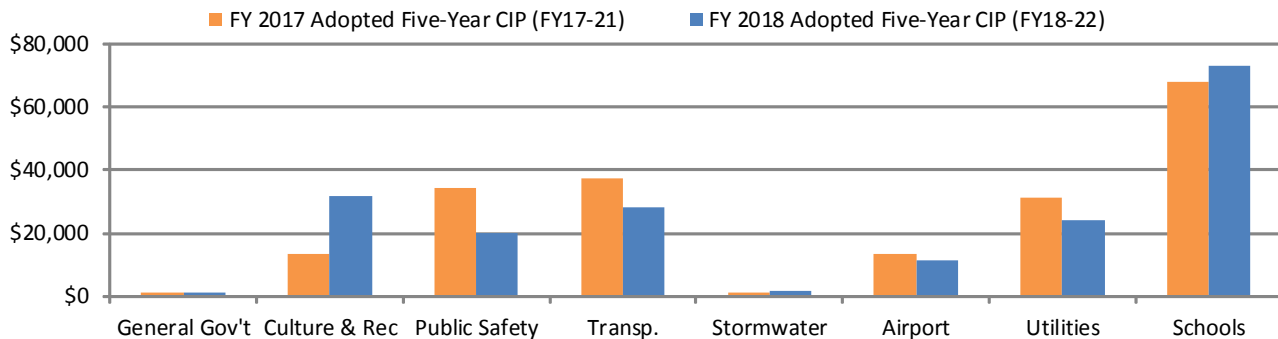
# SUMMARY OF CAPITAL PROJECTS BY PROGRAM

(\$ in Thousands)

	Prior Years	FY 2018	FY 2019	FY 2020	FY 2021	FY 2022	Future	Total Project	5-Year Total
General Government	1,132	900	350	100	-	-	-	2,482	1,350
Culture & Recreation	159	591	225	5,000	17,000	9,000	1,500	33,475	31,816
Public Safety	13,065	60	20,000	-	-	-	9,300	42,425	20,060
Transportation	30,147	7,338	9,840	7,586	2,365	790	27,040	85,106	27,919
Sewer	1,670	450	-	375	590	450	450	3,985	1,865
Water	11,104	7,185	3,695	1,975	895	3,585	8,000	36,439	17,335
Electric	9,450	336	1,295	1,100	1,300	1,100	1,085	15,666	5,131
Stormwater	5,711	60	636	474	325	380	19,436	27,022	1,875
Airport	2,696	424	3,300	3,650	3,100	900	19,500	33,570	11,374
Schools	-	3,400	8,529	48,240	2,558	10,513	2,062	75,302	73,240
<b>Total Cost</b>	<b>75,134</b>	<b>20,744</b>	<b>47,870</b>	<b>68,500</b>	<b>28,133</b>	<b>26,718</b>	<b>88,373</b>	<b>355,472</b>	<b>191,965</b>

## Funding Sources:

General Fund	1,801	1,255	225	50	-	-	-	3,331	1,530
Sewer Fund	2,777	545	643	575	490	450	1,490	6,970	2,703
Water Fund	10,577	3,760	1,192	1,420	1,170	735	6,020	24,874	8,277
Electric Fund	6,646	1,716	1,720	1,400	1,300	1,100	1,085	14,967	7,236
Stormwater Fund	252	30	318	237	175	380	10,398	11,790	1,140
Airport Fund	50	34	66	73	116	108	800	1,247	397
School Fund	33	3,400	3,400	3,400	2,558	4,242	2,062	19,095	17,000
Bonds	24,938	3,500	32,234	50,290	11,150	9,121	17,900	149,133	106,295
State	8,458	3,495	2,627	2,468	659	477	10,853	29,037	9,726
Federal	7,910	1,370	4,620	6,300	2,520	360	37,425	60,505	15,170
NVTA	5,078	1,080	825	1,187	995	745	340	10,250	4,832
Other Sources	6,614	559	-	1,100	7,000	9,000	-	24,273	17,659
<b>Total Funding</b>	<b>75,134</b>	<b>20,744</b>	<b>47,870</b>	<b>68,500</b>	<b>28,133</b>	<b>26,718</b>	<b>88,373</b>	<b>355,472</b>	<b>191,965</b>





# CAPITAL PROJECT LISTING

(\$ in Thousands)

	Prior Years	FY 2018	FY 2019	FY 2020	FY 2021	FY 2022	Future	Total Project	5-Year CIP
<b>General Government</b>									
City Hall Improvements/	582	400	-	-	-	-	-	982	400
Public Works & Utilities	550	500	350	100	-	-	-	1,500	950
<b>Program Total</b>	<b>1,132</b>	<b>900</b>	<b>350</b>	<b>100</b>	<b>-</b>	<b>-</b>	<b>-</b>	<b>2,482</b>	<b>1,350</b>
<b>Culture &amp; Recreation</b>									
Manassas Museum / Lib	85	175	-	1,000	17,000	-	-	18,260	18,175
Dean Park	39	-	225	4,000	-	-	-	4,264	4,225
Stonewall Park/Pool	35	266	-	-	-	-	1,500	1,801	266
E.G. Smith Baseball Co	-	-	-	-	-	9,000	-	9,000	9,000
Lee Manor Park	-	150	-	-	-	-	-	150	150
<b>Program Total</b>	<b>159</b>	<b>591</b>	<b>225</b>	<b>5,000</b>	<b>17,000</b>	<b>9,000</b>	<b>1,500</b>	<b>33,475</b>	<b>31,816</b>
<b>Public Safety</b>									
Public Safety Facility	3,915	-	20,000	-	-	-	-	23,915	20,000
Police Headquarter Impr	550	60	-	-	-	-	-	610	60
Fire/Rescue Station 21	8,600	-	-	-	-	-	-	8,600	-
Fire/Rescue Station 1	-	-	-	-	-	-	9,300	9,300	-
<b>Program Total</b>	<b>13,065</b>	<b>60</b>	<b>20,000</b>	<b>-</b>	<b>-</b>	<b>-</b>	<b>9,300</b>	<b>42,425</b>	<b>20,060</b>
<b>Transportation</b>									
Sudley Road Third Lane	494	3,000	2,000	1,894	-	-	-	7,388	6,894
Land Acquisition (Downt	-	-	-	692	-	-	-	692	692
Prince William Street (Gr	9,170	-	-	-	-	-	-	9,170	-
Grant Avenue (Lee Aven	635	265	5,320	1,345	-	-	-	7,565	6,930
Dean Drive Extended (E	2,998	305	-	-	-	-	-	3,303	305
Dean Drive (Animal Shel	-	-	-	-	-	-	5,870	5,870	-
Route 28 / Nokesville Ro	11,920	-	500	1,115	-	-	-	13,535	1,615
Godwin Drive Phase II (	-	-	-	300	500	-	-	800	800
Liberia Avenue Improve	-	-	100	1,900	-	-	-	2,000	2,000
Stonewall Park Trail Ext	-	-	-	-	-	-	680	680	-
Bike Trail System Enhan	-	-	150	150	150	150	-	600	600
Sidewalk Infill Initiative	700	758	190	190	190	190	-	2,218	1,518
Godwin Drive Bike Trail	-	320	530	-	-	-	-	850	850
Battle Street (Portner Av	1,100	-	-	-	-	-	-	1,100	-
Downtown Streetscape	100	-	-	-	1,325	450	-	1,875	1,775
Route 28 Bypass Study	2,500	-	-	-	-	-	-	2,500	-

# CAPITAL PROJECT LISTING

(\$ in Thousands)

	Prior Years	FY 2018	FY 2019	FY 2020	FY 2021	FY 2022	Future	Total Project	5-Year CIP
Centreville Road Improv	300	900	600	-	-	-	-	1,800	1,500
Fairview Avenue / Tudor	230	900	-	-	-	-	-	1,130	900
North Side Downtown P	-	-	-	-	-	-	19,850	19,850	-
City Hall Sidewalk to Ca	-	50	450	-	-	-	-	500	500
Traffic Signal Span Wire	-	-	-	-	-	-	640	640	-
Wakeman Drive Bike La	-	500	-	-	-	-	-	500	500
Wellington Road/Route	-	-	-	-	200	-	-	200	200
Gateway Boulevard Side	-	340	-	-	-	-	-	340	340
<b>Program Total</b>	<b>30,147</b>	<b>7,338</b>	<b>9,840</b>	<b>7,586</b>	<b>2,365</b>	<b>790</b>	<b>27,040</b>	<b>85,106</b>	<b>27,919</b>
<b>Sewer</b>									
Upper Flat Branch Interc	1,670	450	-	-	-	-	-	2,120	450
Buckner Road Sewer Ma	-	-	-	-	590	-	-	590	590
Ellicott Lane Sewer Main	-	-	-	375	-	-	-	375	375
Sewer Main Replaceme	-	-	-	-	-	450	450	900	450
<b>Program Total</b>	<b>1,670</b>	<b>450</b>	<b>-</b>	<b>375</b>	<b>590</b>	<b>450</b>	<b>450</b>	<b>3,985</b>	<b>1,865</b>
<b>Water</b>									
24" Transmission Main	8,310	4,460	2,455	-	-	3,070	3,900	22,195	9,985
Finished Water Capacity	650	100	800	1,450	-	-	-	3,000	2,350
Main Replacement / Loo	2,094	-	440	475	495	515	2,900	6,919	1,925
Clear-Well Addition and	50	2,350	-	-	-	-	-	2,400	2,350
Nokesville Road Upgrad	-	-	-	-	-	-	1,000	1,000	-
Interconnecting Meter V	-	30	-	50	-	-	200	280	80
Water Plant Improvemen	-	245	-	-	400	-	-	645	645
<b>Program Total</b>	<b>11,104</b>	<b>7,185</b>	<b>3,695</b>	<b>1,975</b>	<b>895</b>	<b>3,585</b>	<b>8,000</b>	<b>36,439</b>	<b>17,335</b>
<b>Electric</b>									
Airport Substation Expan	4,636	-	-	-	-	-	-	4,636	-
Underground Cable and	2,940	-	400	400	400	400	400	4,940	1,600
New Generation Initiativ	914	236	300	300	300	300	-	2,350	1,436
New Fiber Optic Loop/Ri	160	-	195	-	-	-	-	355	195
Place Overhead Lines U	750	-	300	300	500	300	585	2,735	1,400
LED Streetlight Replace	50	100	100	100	100	100	100	650	500
<b>Program Total</b>	<b>9,450</b>	<b>336</b>	<b>1,295</b>	<b>1,100</b>	<b>1,300</b>	<b>1,100</b>	<b>1,085</b>	<b>15,666</b>	<b>5,131</b>
<b>Stormwater</b>									
Sills Pond	-	-	-	-	-	-	396	396	-

**CAPITAL PROJECT LISTING**

(\$ in Thousands)

	Prior Years	FY 2018	FY 2019	FY 2020	FY 2021	FY 2022	Future	Total Project	5-Year CIP
Tudor Oaks SWM Pond	-	-	-	50	300	-	-	350	350
Peabody Street / Early S	-	-	-	-	25	380	-	405	405
Prince William Hospital	5,559	-	-	-	-	-	-	5,559	-
Cockrell Branch SWM P	-	-	10	424	-	-	-	434	434
Jackson Avenue Draina	-	-	-	-	-	-	1,940	1,940	-
Hazel Drive Channel Imp	-	60	626	-	-	-	-	686	686
School Street Drainage I	152	-	-	-	-	-	-	152	-
Winter's Branch Stream	-	-	-	-	-	-	8,250	8,250	-
Flat Branch Stream Rest	-	-	-	-	-	-	4,100	4,100	-
Sumner Lake Stream Re	-	-	-	-	-	-	4,750	4,750	-
<b>Program Total</b>	<b>5,711</b>	<b>60</b>	<b>636</b>	<b>474</b>	<b>325</b>	<b>380</b>	<b>19,436</b>	<b>27,022</b>	<b>1,875</b>
<b>Airport</b>									
Air Traffic Control Tower	-	-	-	-	-	-	7,600	7,600	-
Upgrade Runway 16R/3	-	-	-	400	-	-	-	400	400
Realignment of Wakema	-	-	-	-	-	-	3,850	3,850	-
Land Acquisition Southw	-	-	-	-	-	-	3,000	3,000	-
North End West Apron R	-	300	3,000	-	-	-	-	3,300	3,300
Fuel Farm Update	-	-	-	-	-	-	550	550	-
Mid-field West Apron Re	2,696	4	-	-	-	-	-	2,700	4
Taxiway A Rehabilitation	-	-	-	250	2,250	-	-	2,500	2,500
Runway 16R/34L Rehabi	-	-	300	3,000	-	-	-	3,300	3,300
North East Apron Expan	-	-	-	-	-	100	1,200	1,300	100
Rehabilitate and Widen	-	-	-	-	-	300	3,000	3,300	300
Terminal Parking Lot Ex	-	-	-	-	50	500	-	550	550
Upgrade Taxiway A Ligh	-	-	-	-	300	-	-	300	300
Installation of Security Fi	-	120	-	-	-	-	-	120	120
Midfield Ditch Restoratio	-	-	-	-	250	-	-	250	250
Installation of Backup G	-	-	-	-	250	-	300	550	250
<b>Program Total</b>	<b>2,696</b>	<b>424</b>	<b>3,300</b>	<b>3,650</b>	<b>3,100</b>	<b>900</b>	<b>19,500</b>	<b>33,570</b>	<b>11,374</b>
<b>Schools</b>									
Division Wide - Technol	-	175	175	175	250	200	200	1,175	975
Division Wide - School B	-	435	599	500	486	500	500	3,020	2,520
Division Wide - School B	-	217	120	125	121	-	-	583	583
Central Office - Replace	-	-	-	-	-	8,500	-	8,500	8,500

**CAPITAL PROJECT LISTING**

*(\$ in Thousands)*

	Prior Years	FY 2018	FY 2019	FY 2020	FY 2021	FY 2022	Future	Total Project	5-Year CIP
Osborn - HVAC 1984 A	-	1,190	-	-	-	-	-	1,190	1,190
Osborn - Parking Lot I	-	500	-	-	-	-	-	500	500
Osborn - Main Gym Ble	-	357	-	-	-	-	-	357	357
Osborn - Secured Vesti	-	-	-	-	251	-	-	251	251
Osborn - Water Heater/	-	-	-	-	-	-	533	533	-
Metz - Auditorium Impro	-	200	-	-	-	-	-	200	200
Metz - Hallway Flooring	-	141	-	-	-	-	-	141	141
Metz - Phased BAS/HVA	-	-	6,560	-	-	-	-	6,560	6,560
Metz - Parking Lot Seal	-	-	75	-	-	-	-	75	75
Metz - Secured Vestibul	-	-	-	-	517	-	-	517	517
Mayfield - Paint	-	120	-	-	-	-	-	120	120
Mayfield - Secured Vesti	-	-	-	-	373	-	410	783	373
Mayfield - Roof Replace	-	-	-	2,500	-	-	-	2,500	2,500
Haydon - Paint	-	65	-	-	-	-	-	65	65
Haydon - Window/Door	-	-	-	-	-	385	-	385	385
Haydon - Secured Vesti	-	-	-	-	184	-	-	184	184
Round - Secured Vestib	-	-	-	-	191	200	-	391	391
Round - Window/Door R	-	-	-	-	-	-	419	419	-
Weems - Parking Lot Se	-	-	-	40	-	-	-	40	40
Weems - Window/Door	-	-	-	-	-	389	-	389	389
Weems - Partial Mainten	-	-	-	-	-	84	-	84	84
Weems - Interior Paint	-	-	-	-	-	61	-	61	61
Weems - Secured Vesti	-	-	-	-	185	194	-	379	379
Dean - Building Replace	-	-	1,000	44,900	-	-	-	45,900	45,900
<b>Program Total</b>	-	3,400	8,529	48,240	2,558	10,513	2,062	75,302	73,240
<b>CIP Total</b>	<b>75,134</b>	<b>20,744</b>	<b>47,870</b>	<b>68,500</b>	<b>28,133</b>	<b>26,718</b>	<b>88,373</b>	<b>355,472</b>	<b>191,965</b>

## **CAPITAL IMPROVEMENT PROGRAM FUNDING**

---

### **SOURCE/DESCRIPTION**

#### **General Fund (PAYGO)**

The General Fund is funded by revenues as general property taxes, other local taxes, permits, fees, licenses, fines and forfeitures, charges for service, and aid from the state and federal governments. The contribution to the five-year CIP for the General Fund is approved as part of the General Fund operating budget. Occasionally, reserves that have been set aside in the General Fund for capital are used to fund projects.

#### **Sewer Fund, Water Fund, Electric Fund, Stormwater Fund, and Airport Fund (PAYGO)**

These funds are all enterprise funds. Enterprise funds account for operations that are financed and operated in a manner similar to private business enterprises, where the intent is that the costs of providing goods or services be financed or recovered primarily through user charges.

#### **School Fund (PAYGO)**

The Manassas City Public Schools (MCPS) is a component unit of the City of Manassas. The Schools fund their own capital program.

#### **Bonds**

Bonds are a type of security sold to finance capital improvement projects to spread the construction cost of a facility over time, such that those who benefit from it over time also assist in funding it. For any projects to be funded with bonds, debt service is included as an operating cost. All of the City's debt is general obligation bonds.

#### **State and Federal**

Funds from these sources are from the Commonwealth and/or the Federal government. Various agencies are responsible for funding in the different program areas. For example, the Federal Aviation Administration is generally the federal funding for Airport projects.

#### **Northern Virginia Transportation Authority**

The Northern Virginia Transportation Authority collects a percentage of sales tax, transient occupancy tax, and recordation tax on behalf of the jurisdictions in Northern Virginia for the sole purpose of transportation improvements. Of these collections, 30% of the revenue is returned to the locality on a monthly basis. In order to receive the full 30% funds, jurisdictions must either assess a 12.5 cent Commercial & Industrial tax or raise an equivalent amount of money and dedicate said funds to eligible transportation improvements.

#### **Other Sources**

Other funding sources included in the FY 2018 Adopted CIP include: the use of proffers and cash in lieu, contributions from other governments, donations, and proceeds from land sales.

**GENERAL FUND FUNDING BY CAPITAL PROJECT**

(\$ in Thousands)

	Prior Years	FY 2018	FY 2019	FY 2020	FY 2021	FY 2022	Future	Total Project	5-Year CIP
<b>General Government</b>									
City Hall Improvements/	82	120	-	-	-	-	-	202	120
Public Works & Utilities	270	-	-	50	-	-	-	320	50
<b>Program Total</b>	<b>352</b>	<b>120</b>	<b>-</b>	<b>50</b>	<b>-</b>	<b>-</b>	<b>-</b>	<b>522</b>	<b>170</b>
<b>Culture &amp; Recreation</b>									
Manassas Museum / Lib	85	175	-	-	-	-	-	260	175
Dean Park	39	-	225	-	-	-	-	264	225
Stonewall Park/Pool	35	250	-	-	-	-	-	285	250
Lee Manor Park	-	150	-	-	-	-	-	150	150
<b>Program Total</b>	<b>159</b>	<b>575</b>	<b>225</b>	<b>-</b>	<b>-</b>	<b>-</b>	<b>-</b>	<b>959</b>	<b>800</b>
<b>Public Safety</b>									
Public Safety Facility	95	-	-	-	-	-	-	95	-
Police Headquarter Impr	550	60	-	-	-	-	-	610	60
<b>Program Total</b>	<b>645</b>	<b>60</b>	<b>-</b>	<b>-</b>	<b>-</b>	<b>-</b>	<b>-</b>	<b>705</b>	<b>60</b>
<b>Transportation</b>									
Sudley Road Third Lane	94	-	-	-	-	-	-	94	-
Prince William Street (Gr	333	-	-	-	-	-	-	333	-
Sidewalk Infill Initiative	46	-	-	-	-	-	-	46	-
Wakeman Drive Bike La	-	500	-	-	-	-	-	500	500
<b>Program Total</b>	<b>473</b>	<b>500</b>	<b>-</b>	<b>-</b>	<b>-</b>	<b>-</b>	<b>-</b>	<b>973</b>	<b>500</b>
<b>Stormwater</b>									
Prince William Hospital	120	-	-	-	-	-	-	120	-
School Street Drainage I	52	-	-	-	-	-	-	52	-
<b>Program Total</b>	<b>172</b>	<b>-</b>	<b>-</b>	<b>-</b>	<b>-</b>	<b>-</b>	<b>-</b>	<b>172</b>	<b>-</b>
<b>Total General Fund</b>	<b>1,801</b>	<b>1,255</b>	<b>225</b>	<b>50</b>	<b>-</b>	<b>-</b>	<b>-</b>	<b>3,331</b>	<b>1,530</b>

The Contribution from the General Fund for the FY 2018 Adopted Five-Year CIP is \$1,530,000 reflecting an increase of \$840,000 from the FY 2017 Adopted Five-Year CIP, or 121%. Changes in the adopted CIP include the use of \$925,000 from capital reserves for the Manassas Museum/Library, Stonewall Park/Pool, and Wakeman Drive Bike Trail projects.

# SEWER FUND FUNDING BY CAPITAL PROJECT

(\$ in Thousands)

	Prior Years	FY 2018	FY 2019	FY 2020	FY 2021	FY 2022	Future	Total Project	5-Year CIP
<b>General Government</b>									
Public Works & Utilities	157	75	113	50	-	-	-	395	238
<b>Program Total</b>	<b>157</b>	<b>75</b>	<b>113</b>	<b>50</b>	<b>-</b>	<b>-</b>	<b>-</b>	<b>395</b>	<b>238</b>
<b>Transportation</b>									
Prince William Street (Gr	650	-	-	-	-	-	-	650	-
Grant Avenue (Lee Aven	-	-	530	150	-	-	-	680	680
Dean Drive Extended (E	-	20	-	-	-	-	-	20	20
Dean Drive (Animal Shel	-	-	-	-	-	-	980	980	-
Downtown Streetscape	-	-	-	-	25	-	-	25	25
<b>Program Total</b>	<b>650</b>	<b>20</b>	<b>530</b>	<b>150</b>	<b>25</b>	<b>-</b>	<b>980</b>	<b>2,355</b>	<b>725</b>
<b>Sewer</b>									
Upper Flat Branch Interc	1,635	450	-	-	-	-	-	2,085	450
Buckner Road Sewer Ma	-	-	-	-	465	-	-	465	465
Ellicott Lane Sewer Main	-	-	-	375	-	-	-	375	375
Sewer Main Replaceme	-	-	-	-	-	450	450	900	450
<b>Program Total</b>	<b>1,635</b>	<b>450</b>	<b>-</b>	<b>375</b>	<b>465</b>	<b>450</b>	<b>450</b>	<b>3,825</b>	<b>1,740</b>
<b>Stormwater</b>									
Prince William Hospital	335	-	-	-	-	-	-	335	-
Jackson Avenue Draina	-	-	-	-	-	-	60	60	-
<b>Program Total</b>	<b>335</b>	<b>-</b>	<b>-</b>	<b>-</b>	<b>-</b>	<b>-</b>	<b>60</b>	<b>395</b>	<b>-</b>
<b>Total Sewer Funds</b>	<b>2,777</b>	<b>545</b>	<b>643</b>	<b>575</b>	<b>490</b>	<b>450</b>	<b>1,490</b>	<b>6,970</b>	<b>2,703</b>

The Contribution from the Sewer Fund for the FY 2018 Adopted Five-Year CIP is \$2,703,000 reflecting an increase of \$485,000 from the FY 2017 Adopted Five-Year CIP, or 22%. Changes in the adopted CIP include general increases to the relocation/upgrades associated with transportation improvement efforts and the addition of a new project for Sewer Main Replacements.

**WATER FUND FUNDING BY CAPITAL PROJECT**

(\$ in Thousands)

	Prior Years	FY 2018	FY 2019	FY 2020	FY 2021	FY 2022	Future	Total Project	5-Year CIP
<b>General Government</b>									
Public Works & Utilities	93	75	112	-	-	-	-	280	187
<b>Program Total</b>	<b>93</b>	<b>75</b>	<b>112</b>	<b>-</b>	<b>-</b>	<b>-</b>	<b>-</b>	<b>280</b>	<b>187</b>
<b>Transportation</b>									
Prince William Street (Gr	1,300	-	-	-	-	-	-	1,300	-
Grant Avenue (Lee Aven	-	-	640	895	-	-	-	1,535	1,535
Dean Drive Extended (E	80	-	-	-	-	-	-	80	-
Dean Drive (Animal Shel	-	-	-	-	-	-	1,690	1,690	-
Downtown Streetscape	-	-	-	-	150	-	-	150	150
<b>Program Total</b>	<b>1,380</b>	<b>-</b>	<b>640</b>	<b>895</b>	<b>150</b>	<b>-</b>	<b>1,690</b>	<b>4,755</b>	<b>1,685</b>
<b>Sewer</b>									
Buckner Road Sewer Ma	-	-	-	-	125	-	-	125	125
<b>Program Total</b>	<b>-</b>	<b>-</b>	<b>-</b>	<b>-</b>	<b>125</b>	<b>-</b>	<b>-</b>	<b>125</b>	<b>125</b>
<b>Water</b>									
24" Transmission Main	6,310	960	-	-	-	220	-	7,490	1,180
Finished Water Capacity	650	100	-	-	-	-	-	750	100
Main Replacement / Loo	2,094	-	440	475	495	515	2,900	6,919	1,925
Clear-Well Addition and	50	2,350	-	-	-	-	-	2,400	2,350
Nokesville Road Upgrad	-	-	-	-	-	-	1,000	1,000	-
Interconnecting Meter V	-	30	-	50	-	-	200	280	80
Water Plant Improvemen	-	245	-	-	400	-	-	645	645
<b>Program Total</b>	<b>9,104</b>	<b>3,685</b>	<b>440</b>	<b>525</b>	<b>895</b>	<b>735</b>	<b>4,100</b>	<b>19,484</b>	<b>6,280</b>
<b>Stormwater</b>									
Jackson Avenue Draina	-	-	-	-	-	-	230	230	-
<b>Program Total</b>	<b>-</b>	<b>-</b>	<b>-</b>	<b>-</b>	<b>-</b>	<b>-</b>	<b>230</b>	<b>230</b>	<b>-</b>
<b>Total Water Fund</b>	<b>10,577</b>	<b>3,760</b>	<b>1,192</b>	<b>1,420</b>	<b>1,170</b>	<b>735</b>	<b>6,020</b>	<b>24,874</b>	<b>8,277</b>

The Contribution from the Water Fund for the FY 2018 Adopted Five-Year CIP is \$8,277,000 reflecting an increase of \$3,948,000 from the FY 2017 Adopted Five-Year CIP, or 92%. Changes in the adopted CIP include a change in funding sources from bonds to water funds for the Clear-Well Addition and Roof Renovation and the 24" Transmission Main projects. This is being done in part by the use of tap fees (one-time revenue). Additionally, a new project was added for Water Plant Improvements.



## ELECTRIC FUNDING BY CAPITAL PROJECT

(\$ in Thousands)

	Prior Years	FY 2018	FY 2019	FY 2020	FY 2021	FY 2022	Future	Total Project	5-Year CIP
<b>General Government</b>									
City Hall Improvements/	-	280	-	-	-	-	-	280	280
Public Works & Utilities	30	350	125	-	-	-	-	505	475
<b>Program Total</b>	<b>30</b>	<b>630</b>	<b>125</b>	<b>-</b>	<b>-</b>	<b>-</b>	<b>-</b>	<b>785</b>	<b>755</b>
<b>Transportation</b>									
Prince William Street (Gr	991	-	-	-	-	-	-	991	-
Grant Avenue (Lee Aven	-	-	300	300	-	-	-	600	600
Dean Drive Extended (E	135	-	-	-	-	-	-	135	-
Battle Street (Portner Av	10	-	-	-	-	-	-	10	-
Fairview Avenue / Tudor	30	750	-	-	-	-	-	780	750
<b>Program Total</b>	<b>1,166</b>	<b>750</b>	<b>300</b>	<b>300</b>	<b>-</b>	<b>-</b>	<b>-</b>	<b>2,516</b>	<b>1,350</b>
<b>Electric</b>									
Airport Substation Expan	636	-	-	-	-	-	-	636	-
Underground Cable and	2,940	-	400	400	400	400	400	4,940	1,600
New Generation Initiativ	914	236	300	300	300	300	-	2,350	1,436
New Fiber Optic Loop/Ri	160	-	195	-	-	-	-	355	195
Place Overhead Lines U	750	-	300	300	500	300	585	2,735	1,400
LED Streetlight Replace	50	100	100	100	100	100	100	650	500
<b>Program Total</b>	<b>5,450</b>	<b>336</b>	<b>1,295</b>	<b>1,100</b>	<b>1,300</b>	<b>1,100</b>	<b>1,085</b>	<b>11,666</b>	<b>5,131</b>
<b>Total Electric Funds</b>	<b>6,646</b>	<b>1,716</b>	<b>1,720</b>	<b>1,400</b>	<b>1,300</b>	<b>1,100</b>	<b>1,085</b>	<b>14,967</b>	<b>7,236</b>

The Contribution from the Electric Fund for the FY 2018 Adopted Five-Year CIP is \$7,236,000 reflecting a decrease of \$119,000 from the FY 2017 Adopted Five-Year CIP, or 1.6%. Changes in the adopted CIP include new projects offset by decreases to existing projects. The decreases in existing projects were part of the FY 2017 reallocation of funding based on anticipated savings on the Airport Substation Expansion project.

# STORMWATER FUND FUNDING BY CAPITAL PROJECT

(\$ in Thousands)

	Prior Years	FY 2018	FY 2019	FY 2020	FY 2021	FY 2022	Future	Total Project	5-Year CIP
<b>Stormwater</b>									
Sills Pond	-	-	-	-	-	-	198	198	-
Tudor Oaks SWM Pond	-	-	-	25	150	-	-	175	175
Peabody Street / Early S	-	-	-	-	25	380	-	405	405
Prince William Hospital	252	-	-	-	-	-	-	252	-
Cockrell Branch SWM P	-	-	5	212	-	-	-	217	217
Jackson Avenue Draina	-	-	-	-	-	-	1,650	1,650	-
Hazel Drive Channel Imp	-	30	313	-	-	-	-	343	343
Winter's Branch Stream	-	-	-	-	-	-	4,125	4,125	-
Flat Branch Stream Rest	-	-	-	-	-	-	2,050	2,050	-
Sumner Lake Stream Re	-	-	-	-	-	-	2,375	2,375	-
<b>Program Total</b>	<b>252</b>	<b>30</b>	<b>318</b>	<b>237</b>	<b>175</b>	<b>380</b>	<b>10,398</b>	<b>11,790</b>	<b>1,140</b>
<b>Total Stormwater Fund</b>	<b>252</b>	<b>30</b>	<b>318</b>	<b>237</b>	<b>175</b>	<b>380</b>	<b>10,398</b>	<b>11,790</b>	<b>1,140</b>

The Contribution from the Stormwater Fund for the FY 2018 Adopted Five-Year CIP is \$1,140,000 reflecting a decrease of \$157,000 from the FY 2017 Adopted Five-Year CIP, or 12.1%. Changes in the adopted CIP include the timing of projects. The decrease in funds proposed from the Stormwater Fund is a reflection of staffs intent to seek State funding for more stormwater projects.

# AIRPORT FUND FUNDING BY CAPITAL PROJECT

(\$ in Thousands)

	Prior Years	FY 2018	FY 2019	FY 2020	FY 2021	FY 2022	Future	Total Project	5-Year CIP
<b>Airport</b>									
Air Traffic Control Tower	-	-	-	-	-	-	152	152	-
Upgrade Runway 16R/3	-	-	-	8	-	-	-	8	8
Realignment of Wakema	-	-	-	-	-	-	77	77	-
Land Acquisition Southw	-	-	-	-	-	-	60	60	-
North End West Apron R	-	6	60	-	-	-	-	66	66
Fuel Farm Update	-	-	-	-	-	-	367	367	-
Mid-field West Apron Re	50	4	-	-	-	-	-	54	4
Taxiway A Rehabilitation	-	-	-	5	45	-	-	50	50
Runway 16R/34L Rehabi	-	-	6	60	-	-	-	66	66
North East Apron Expan	-	-	-	-	-	2	24	26	2
Rehabilitate and Widen	-	-	-	-	-	6	60	66	6
Terminal Parking Lot Ex	-	-	-	-	10	100	-	110	110
Upgrade Taxiway A Ligh	-	-	-	-	6	-	-	6	6
Installation of Security Fi	-	24	-	-	-	-	-	24	24
Midfield Ditch Restoratio	-	-	-	-	5	-	-	5	5
Installation of Backup G	-	-	-	-	50	-	60	110	50
<b>Program Total</b>	<b>50</b>	<b>34</b>	<b>66</b>	<b>73</b>	<b>116</b>	<b>108</b>	<b>800</b>	<b>1,247</b>	<b>397</b>
<b>Total Airport Funds</b>	<b>50</b>	<b>34</b>	<b>66</b>	<b>73</b>	<b>116</b>	<b>108</b>	<b>800</b>	<b>1,247</b>	<b>397</b>

The Contribution from the Airport Fund for the FY 2018 Adopted Five-Year CIP is \$397,000 reflecting an increase of \$19,000 from the FY 2017 Adopted Five-Year CIP, or 0.8%. This minor increase is a result of standard adjustments to the five-year plan.

# SCHOOL FUNDING BY CAPITAL PROJECT

(\$ in Thousands)

	Prior Years	FY 2018	FY 2019	FY 2020	FY 2021	FY 2022	Future	Total Project	5-Year CIP
<b>Transportation</b>									
Fairview Avenue / Tudor	33	-	-	-	-	-	-	33	-
<b>Program Total</b>	<b>33</b>	<b>-</b>	<b>-</b>	<b>-</b>	<b>-</b>	<b>-</b>	<b>-</b>	<b>33</b>	<b>-</b>
<b>Schools</b>									
Division Wide - Technol	-	175	175	175	250	200	200	1,175	975
Division Wide - School B	-	435	599	500	486	500	500	3,020	2,520
Division Wide - School B	-	217	120	125	121	-	-	583	583
Central Office - Replace	-	-	-	-	-	2,229	-	2,229	2,229
Osborn - HVAC 1984 A	-	1,190	-	-	-	-	-	1,190	1,190
Osborn - Parking Lot I	-	500	-	-	-	-	-	500	500
Osborn - Main Gym Ble	-	357	-	-	-	-	-	357	357
Osborn - Secured Vesti	-	-	-	-	251	-	-	251	251
Osborn - Water Heater/	-	-	-	-	-	-	533	533	-
Metz - Auditorium Impro	-	200	-	-	-	-	-	200	200
Metz - Hallway Flooring	-	141	-	-	-	-	-	141	141
Metz - Phased BAS/HVA	-	-	1,431	-	-	-	-	1,431	1,431
Metz - Parking Lot Seal	-	-	75	-	-	-	-	75	75
Metz - Secured Vestibul	-	-	-	-	517	-	-	517	517
Mayfield - Paint	-	120	-	-	-	-	-	120	120
Mayfield - Secured Vesti	-	-	-	-	373	-	410	783	373
Mayfield - Roof Replace	-	-	-	2,500	-	-	-	2,500	2,500
Haydon - Paint	-	65	-	-	-	-	-	65	65
Haydon - Window/Door	-	-	-	-	-	385	-	385	385
Haydon - Secured Vesti	-	-	-	-	184	-	-	184	184
Round - Secured Vestib	-	-	-	-	191	200	-	391	391
Round - Window/Door R	-	-	-	-	-	-	419	419	-
Weems - Parking Lot Se	-	-	-	40	-	-	-	40	40
Weems - Window/Door	-	-	-	-	-	389	-	389	389
Weems - Partial Mainten	-	-	-	-	-	84	-	84	84
Weems - Interior Paint	-	-	-	-	-	61	-	61	61
Weems - Secured Vesti	-	-	-	-	185	194	-	379	379
Dean - Building Replace	-	-	1,000	60	-	-	-	1,060	1,060
<b>Program Total</b>	<b>-</b>	<b>3,400</b>	<b>3,400</b>	<b>3,400</b>	<b>2,558</b>	<b>4,242</b>	<b>2,062</b>	<b>19,062</b>	<b>17,000</b>
<b>Total School Funds</b>	<b>33</b>	<b>3,400</b>	<b>3,400</b>	<b>3,400</b>	<b>2,558</b>	<b>4,242</b>	<b>2,062</b>	<b>19,095</b>	<b>17,000</b>

# BOND FUNDING BY CAPITAL PROJECT

(\$ in Thousands)

	Prior Years	FY 2018	FY 2019	FY 2020	FY 2021	FY 2022	Future	Total Project	5-Year CIP
<b>General Government</b>									
City Hall Improvements/	500	-	-	-	-	-	-	500	-
<b>Program Total</b>	500	-	-	-	-	-	-	500	-
<b>Culture &amp; Recreation</b>									
Manassas Museum / Lib	-	-	-	-	10,000	-	-	10,000	10,000
Dean Park	-	-	-	4,000	-	-	-	4,000	4,000
Stonewall Park/Pool	-	-	-	-	-	-	1,500	1,500	-
<b>Program Total</b>	-	-	-	4,000	10,000	-	1,500	15,500	14,000
<b>Public Safety</b>									
Public Safety Facility	3,500	-	20,000	-	-	-	-	23,500	20,000
Fire/Rescue Station 21	8,500	-	-	-	-	-	-	8,500	-
Fire/Rescue Station 1	-	-	-	-	-	-	9,300	9,300	-
<b>Program Total</b>	12,000	-	20,000	-	-	-	9,300	41,300	20,000
<b>Transportation</b>									
Prince William Street (Gr	2,130	-	-	-	-	-	-	2,130	-
Grant Avenue (Lee Aven	-	-	3,850	-	-	-	-	3,850	3,850
Dean Drive (Animal Shel	-	-	-	-	-	-	3,200	3,200	-
Route 28 / Nokesville Ro	508	-	-	-	-	-	-	508	-
Battle Street (Portner Av	700	-	-	-	-	-	-	700	-
Downtown Streetscape	100	-	-	-	1,150	-	-	1,250	1,150
<b>Program Total</b>	3,438	-	3,850	-	1,150	-	3,200	11,638	5,000
<b>Water</b>									
24" Transmission Main	2,000	3,500	2,455	-	-	2,850	3,900	14,705	8,805
Finished Water Capacity	-	-	800	1,450	-	-	-	2,250	2,250
<b>Program Total</b>	2,000	3,500	3,255	1,450	-	2,850	3,900	16,955	11,055
<b>Electric</b>									
Airport Substation Expan	4,000	-	-	-	-	-	-	4,000	-
<b>Program Total</b>	4,000	-	-	-	-	-	-	4,000	-
<b>Stormwater</b>									
Prince William Hospital	3,000	-	-	-	-	-	-	3,000	-
<b>Program Total</b>	3,000	-	-	-	-	-	-	3,000	-

**BOND FUNDING BY CAPITAL PROJECT**

(\$ in Thousands)

	Prior Years	FY 2018	FY 2019	FY 2020	FY 2021	FY 2022	Future	Total Project	5-Year CIP
<b>Schools</b>									
Central Office - Replace	-	-	-	-	-	6,271	-	6,271	6,271
Metz - Phased BAS/HVA	-	-	5,129	-	-	-	-	5,129	5,129
Dean - Building Replace	-	-	-	44,840	-	-	-	44,840	44,840
<b>Program Total</b>	-	-	5,129	44,840	-	6,271	-	56,240	56,240
<b>Total Bond Funds</b>	<b>24,938</b>	<b>3,500</b>	<b>32,234</b>	<b>50,290</b>	<b>11,150</b>	<b>9,121</b>	<b>17,900</b>	<b>149,133</b>	<b>106,295</b>

**BOND ISSUES BY OPERATING FUND**

*(\$ in Thousands)*

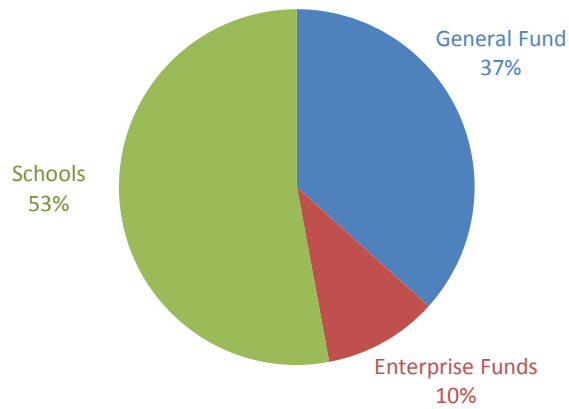
	Prior Years	FY 2018	FY 2019	FY 2020	FY 2021	FY 2022	Future	Total Project	5-Year CIP
<b>General Fund</b>									
City Hall Improvements/Ren	500	-	-	-	-	-	-	500	-
Manassas Museum / Library	-	-	-	-	10,000	-	-	10,000	10,000
Dean Park	-	-	-	4,000	-	-	-	4,000	4,000
Stonewall Park/Pool	-	-	-	-	-	-	1,500	1,500	-
E.G. Smith Baseball Complex	-	-	-	-	-	-	-	-	-
Public Safety Facility	3,500	-	20,000	-	-	-	-	23,500	20,000
Prince William Street (Grant)	1,630	-	-	-	-	-	-	1,630	-
Grant Avenue (Lee Avenue)	-	-	3,850	-	-	-	-	3,850	3,850
Dean Drive (Animal Shelter)	-	-	-	-	-	-	3,200	3,200	-
Route 28 / Nokesville Road	358	-	-	-	-	-	-	358	-
Downtown Streetscape	-	-	-	-	1,150	-	-	1,150	1,150
<b>Fund Total</b>	<b>5,988</b>	<b>-</b>	<b>23,850</b>	<b>4,000</b>	<b>11,150</b>	<b>-</b>	<b>4,700</b>	<b>49,688</b>	<b>39,000</b>
<b>Fire and Rescue Fund</b>									
Fire/Rescue Station 21	8,500	-	-	-	-	-	-	8,500	-
Fire/Rescue Station 1	-	-	-	-	-	-	9,300	9,300	-
<b>Fund Total</b>	<b>8,500</b>	<b>-</b>	<b>-</b>	<b>-</b>	<b>-</b>	<b>-</b>	<b>9,300</b>	<b>17,800</b>	<b>-</b>
<b>Water Fund</b>									
Prince William Street (Grant)	500	-	-	-	-	-	-	500	-
24" Transmission Main Replacement	2,000	3,500	2,455	-	-	2,850	3,900	14,705	8,805
Finished Water Capacity Improvement	-	-	800	1,450	-	-	-	2,250	2,250
<b>Fund Total</b>	<b>2,500</b>	<b>3,500</b>	<b>3,255</b>	<b>1,450</b>	<b>-</b>	<b>2,850</b>	<b>3,900</b>	<b>17,455</b>	<b>11,055</b>
<b>Electric</b>									
Route 28 / Nokesville Road	150	-	-	-	-	-	-	150	-
Battle Street (Portner Avenue)	700	-	-	-	-	-	-	700	-
West Street Streetscape	100	-	-	-	-	-	-	100	-
Airport Substation Expansion	4,000	-	-	-	-	-	-	4,000	-
<b>Fund Total</b>	<b>4,950</b>	<b>-</b>	<b>-</b>	<b>-</b>	<b>-</b>	<b>-</b>	<b>-</b>	<b>4,950</b>	<b>-</b>
<b>Stormwater</b>									
Prince William Hospital Replacement	3,000	-	-	-	-	-	-	3,000	-
<b>Fund Total</b>	<b>3,000</b>	<b>-</b>	<b>-</b>	<b>-</b>	<b>-</b>	<b>-</b>	<b>-</b>	<b>3,000</b>	<b>-</b>

**BOND ISSUES BY OPERATING FUND**

*(\$ in Thousands)*

	Prior Years	FY 2018	FY 2019	FY 2020	FY 2021	FY 2022	Future	Total Project	5-Year CIP
<b>Schools</b>									
Central Office Replaceme	-	-	-	-	-	6,271	-	6,271	6,271
Metz - Phase BAS/HVAC	-	-	5,129	-	-	-	-	5,129	5,129
Dean - Building Replacem	-	-	-	44,840	-	-	-	44,840	44,840
<b>Fund Total</b>	-	-	5,129	44,840	-	6,271	-	56,240	56,240
<b>Total Bond Funds</b>	<b>24,938</b>	<b>3,500</b>	<b>32,234</b>	<b>50,290</b>	<b>11,150</b>	<b>9,121</b>	<b>17,900</b>	<b>149,133</b>	<b>106,295</b>

**FY 2018 Five Year Capital Improvement Program**  
 Bonds by Funding Source for Debt Service





# STATE FUNDING BY CAPITAL PROJECT

(\$ in Thousands)

	Prior Years	FY 2018	FY 2019	FY 2020	FY 2021	FY 2022	Future	Total Project	5-Year CIP
<b>Transportation</b>									
Sudley Road Third Lane	400	3,000	2,000	1,894	-	-	-	7,294	6,894
Prince William Street (Gr	2,091	-	-	-	-	-	-	2,091	-
Dean Drive Extended (E	1,075	-	-	-	-	-	-	1,075	-
Route 28 / Nokesville Ro	2,638	-	-	-	-	-	-	2,638	-
Stonewall Park Trail Ext	-	-	-	-	-	-	340	340	-
Sidewalk Infill Initiative	297	345	45	45	45	45	-	822	525
<b>Program Total</b>	<b>6,501</b>	<b>3,345</b>	<b>2,045</b>	<b>1,939</b>	<b>45</b>	<b>45</b>	<b>340</b>	<b>14,260</b>	<b>7,419</b>
<b>Stormwater</b>									
Sills Pond	-	-	-	-	-	-	198	198	-
Tudor Oaks SWM Pond	-	-	-	25	150	-	-	175	175
Prince William Hospital	1,741	-	-	-	-	-	-	1,741	-
Cockrell Branch SWM P	-	-	5	212	-	-	-	217	217
Hazel Drive Channel Imp	-	30	313	-	-	-	-	343	343
Winter's Branch Stream	-	-	-	-	-	-	4,125	4,125	-
Flat Branch Stream Rest	-	-	-	-	-	-	2,050	2,050	-
Sumner Lake Stream Re	-	-	-	-	-	-	2,375	2,375	-
<b>Program Total</b>	<b>1,741</b>	<b>30</b>	<b>318</b>	<b>237</b>	<b>150</b>	<b>-</b>	<b>8,748</b>	<b>11,224</b>	<b>735</b>
<b>Airport</b>									
Air Traffic Control Tower	-	-	-	-	-	-	608	608	-
Upgrade Runway 16R/3	-	-	-	32	-	-	-	32	32
Realignment of Wakema	-	-	-	-	-	-	308	308	-
Land Acquisition Southw	-	-	-	-	-	-	90	90	-
North End West Apron R	-	24	240	-	-	-	-	264	264
Fuel Farm Update	-	-	-	-	-	-	183	183	-
Mid-field West Apron Re	216	-	-	-	-	-	-	216	-
Taxiway A Rehabilitation	-	-	-	20	180	-	-	200	200
Runway 16R/34L Rehabi	-	-	24	240	-	-	-	264	264
North East Apron Expan	-	-	-	-	-	8	96	104	8
Rehabilitate and Widen	-	-	-	-	-	24	240	264	24
Terminal Parking Lot Ex	-	-	-	-	40	400	-	440	440
Upgrade Taxiway A Ligh	-	-	-	-	24	-	-	24	24
Installation of Security Fi	-	96	-	-	-	-	-	96	96

**STATE FUNDING BY CAPITAL PROJECT**

(\$ in Thousands)

	Prior Years	FY 2018	FY 2019	FY 2020	FY 2021	FY 2022	Future	Total Project	5-Year CIP
Midfield Ditch Restoratio	-	-	-	-	20	-	-	20	20
Installation of Backup G	-	-	-	-	200	-	240	440	200
<b>Program Total</b>	216	120	264	292	464	432	1,765	3,553	1,572
<b>Total State Funds</b>	<b>8,458</b>	<b>3,495</b>	<b>2,627</b>	<b>2,468</b>	<b>659</b>	<b>477</b>	<b>10,853</b>	<b>29,037</b>	<b>9,726</b>

State funding generally takes the form of grants. Projects will not move forward until awards have been received.

**FEDERAL FUNDING BY CAPITAL PROJECT**

(\$ in Thousands)

	Prior Years	FY 2018	FY 2019	FY 2020	FY 2021	FY 2022	Future	Total Project	5-Year CIP
<b>Transportation</b>									
Route 28 / Nokesville Ro	5,480	-	500	1,115	-	-	-	7,095	1,615
Liberia Avenue Improve	-	-	100	1,900	-	-	-	2,000	2,000
Centreville Road Improv	-	900	600	-	-	-	-	1,500	1,500
Fairview Avenue / Tudor	-	150	-	-	-	-	-	150	150
North Side Downtown P	-	-	-	-	-	-	19,850	19,850	-
City Hall Sidewalk to Ca	-	50	450	-	-	-	-	500	500
Traffic Signal Span Wire	-	-	-	-	-	-	640	640	-
<b>Program Total</b>	<b>5,480</b>	<b>1,100</b>	<b>1,650</b>	<b>3,015</b>	<b>-</b>	<b>-</b>	<b>20,490</b>	<b>31,735</b>	<b>5,765</b>
<b>Airport</b>									
Air Traffic Control Tower	-	-	-	-	-	-	6,840	6,840	-
Upgrade Runway 16R/3	-	-	-	360	-	-	-	360	360
Realignment of Wakema	-	-	-	-	-	-	3,465	3,465	-
Land Acquisition Southw	-	-	-	-	-	-	2,850	2,850	-
North End West Apron R	-	270	2,700	-	-	-	-	2,970	2,970
Mid-field West Apron Re	2,430	-	-	-	-	-	-	2,430	-
Taxiway A Rehabilitation	-	-	-	225	2,025	-	-	2,250	2,250
Runway 16R/34L Rehabi	-	-	270	2,700	-	-	-	2,970	2,970
North East Apron Expan	-	-	-	-	-	90	1,080	1,170	90
Rehabilitate and Widen	-	-	-	-	-	270	2,700	2,970	270
Upgrade Taxiway A Ligh	-	-	-	-	270	-	-	270	270
Midfield Ditch Restoratio	-	-	-	-	225	-	-	225	225
<b>Program Total</b>	<b>2,430</b>	<b>270</b>	<b>2,970</b>	<b>3,285</b>	<b>2,520</b>	<b>360</b>	<b>16,935</b>	<b>28,770</b>	<b>9,405</b>
<b>Total Federal Funds</b>	<b>7,910</b>	<b>1,370</b>	<b>4,620</b>	<b>6,300</b>	<b>2,520</b>	<b>360</b>	<b>37,425</b>	<b>60,505</b>	<b>15,170</b>

Federal funding generally takes the form of grants. Projects will not move forward until awards have been received.

# NVTA 30% FUNDING BY CAPITAL PROJECT

(\$ in Thousands)

	Prior Years	FY 2018	FY 2019	FY 2020	FY 2021	FY 2022	Future	Total Project	5-Year CIP
<b>Transportation</b>									
Land Acquisition (Downt	-	-	-	592	-	-	-	592	592
Prince William Street (Gr	1,659	-	-	-	-	-	-	1,659	-
Grant Avenue (Lee Aven	635	265	-	-	-	-	-	900	265
Dean Drive Extended (E	1,708	90	-	-	-	-	-	1,798	90
Godwin Drive Phase II (	-	-	-	300	500	-	-	800	800
Stonewall Park Trail Ext	-	-	-	-	-	-	340	340	-
Bike Trail System Enhan	-	-	150	150	150	150	-	600	600
Sidewalk Infill Initiative	336	405	145	145	145	145	-	1,321	985
Godwin Drive Bike Trail	-	320	530	-	-	-	-	850	850
Battle Street (Portner Av	390	-	-	-	-	-	-	390	-
Downtown Streetscape	-	-	-	-	-	450	-	450	450
Centreville Road Improv	300	-	-	-	-	-	-	300	-
Fairview Avenue / Tudor	50	-	-	-	-	-	-	50	-
Wellington Road/Route	-	-	-	-	200	-	-	200	200
<b>Program Total</b>	<b>5,078</b>	<b>1,080</b>	<b>825</b>	<b>1,187</b>	<b>995</b>	<b>745</b>	<b>340</b>	<b>10,250</b>	<b>4,832</b>
<b>Total NVTA 30% Funds</b>	<b>5,078</b>	<b>1,080</b>	<b>825</b>	<b>1,187</b>	<b>995</b>	<b>745</b>	<b>340</b>	<b>10,250</b>	<b>4,832</b>

**OTHER SOURCE FUNDING BY CAPITAL PROJECT**

*(\$ in Thousands)*

	Prior Years	FY 2018	FY 2019	FY 2020	FY 2021	FY 2022	Future	Total Project	5-Year CIP
<b>Culture &amp; Recreation</b>									
Manassas Museum / Lib	-	-	-	1,000	7,000	-	-	8,000	8,000
Stonewall Park/Pool	-	16	-	-	-	-	-	16	16
E.G. Smith Baseball Co	-	-	-	-	-	9,000	-	9,000	9,000
<b>Program Total</b>	-	16	-	1,000	7,000	9,000	-	17,016	17,016
<b>Public Safety</b>									
Public Safety Facility	320	-	-	-	-	-	-	320	-
Fire/Rescue Station 21	100	-	-	-	-	-	-	100	-
<b>Program Total</b>	420	-	-	-	-	-	-	420	-
<b>Transportation</b>									
Land Acquisition (Downt	-	-	-	100	-	-	-	100	100
Prince William Street (Gr	16	-	-	-	-	-	-	16	-
Dean Drive Extended (E	-	195	-	-	-	-	-	195	195
Route 28 / Nokesville Ro	3,294	-	-	-	-	-	-	3,294	-
Sidewalk Infill Initiative	21	8	-	-	-	-	-	29	8
Route 28 Bypass Study	2,500	-	-	-	-	-	-	2,500	-
Fairview Avenue / Tudor	117	-	-	-	-	-	-	117	-
Gateway Boulevard Side	-	340	-	-	-	-	-	340	340
<b>Program Total</b>	5,948	543	-	100	-	-	-	6,591	643
<b>Sewer</b>									
Upper Flat Branch Interc	35	-	-	-	-	-	-	35	-
<b>Program Total</b>	35	-	-	-	-	-	-	35	-
<b>Stormwater</b>									
Prince William Hospital	111	-	-	-	-	-	-	111	-
School Street Drainage I	100	-	-	-	-	-	-	100	-
<b>Program Total</b>	211	-	-	-	-	-	-	211	-
<b>Total Other Sources</b>	<b>6,614</b>	<b>559</b>	<b>-</b>	<b>1,100</b>	<b>7,000</b>	<b>9,000</b>	<b>-</b>	<b>24,273</b>	<b>17,659</b>

# FY 2018 CAPITAL PROJECTS

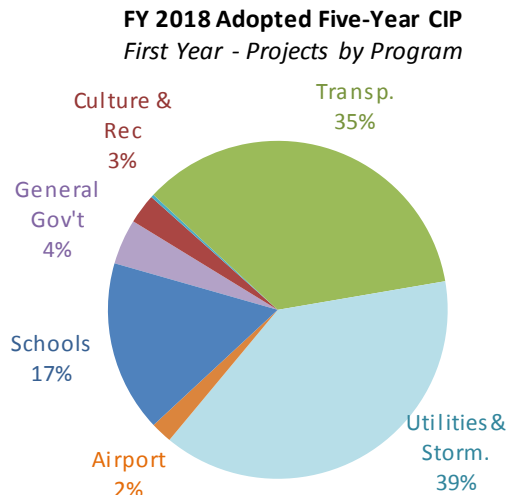
(\$ in Thousands)

		<b>FY 2018</b>
<b>General Government</b>		
G-016	City Hall Improvements/Renovations	400
G-020	Public Works & Utilities Facility Improvements	500
		<b>900</b>
<b>Culture &amp; Recreation</b>		
C-006	Manassas Museum / Library	175
C-029	Stonewall Park/Pool	266
C-038	Lee Manor Park	150
		<b>591</b>
<b>Public Safety</b>		
P-017	Police Headquarter Improvements	60
		<b>60</b>
<b>Transportation</b>		
T-015	Sudley Road Third Lane	3,000
T-021	Grant Avenue (Lee Avenue to Wellington Road)	265
T-030	Dean Drive Extended (Existing Cul-de-sac to Animal Shelter)	305
T-058	Sidewalk Infill Initiative	758
T-059	Godwin Drive Bike Trail	320
T-074	Centreville Road Improvements	900
T-075	Fairview Avenue / Tudor Lane Signal Project	900
T-078	City Hall Sidewalk to Candy Factory	50
T-081	Wakeman Drive Bike Lane	500
T-083	Gateway Boulevard Sidewalk/Trail	340
		<b>7,338</b>
<b>Sewer</b>		
S-016	Upper Flat Branch Interceptor Replacement	450
		<b>450</b>
<b>Water</b>		
W-042	24" Transmission Main Replacement	4,460
W-047	Finished Water Capacity Increases	100
W-065	Clear-Well Addition and Roof Renovation	2,350
W-068	Interconnecting Meter Vaults	30
W-070	Water Plant Improvements	245
		<b>7,185</b>

**FY 2018 CAPITAL PROJECTS**

(\$ in Thousands)

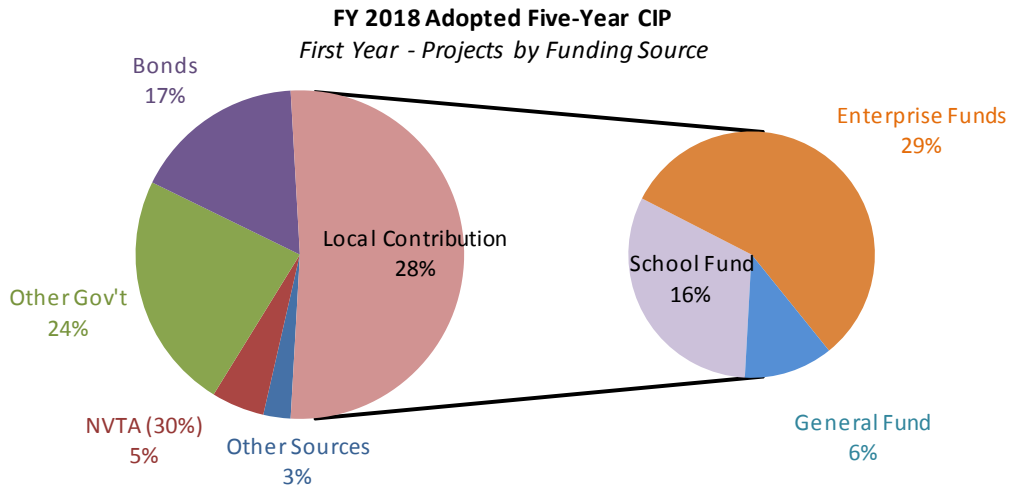
		<u>FY 2018</u>
<b>Electric</b>		
E-031	New Generation Initiatives	236
E-034	LED Streetlight Replacement	100
		<u><b>336</b></u>
<b>Stormwater</b>		
D-021	Hazel Drive Channel Improvements	60
		<u><b>60</b></u>
<b>Airport</b>		
A-040	North End West Apron Rehabilitation and Expansion	300
A-067	Mid-field West Apron Rehabilitation	4
A-080	Installation of Security Fiberline	120
		<u><b>424</b></u>
<b>Schools</b>		
0102	Division Wide - Technology Upgrades	175
0103	Division Wide - School Bus Replacements	435
0105	Division Wide - School Bus Additions	217
0406	Osborn - HVAC 1984 Addition Roof Top Replacement	1,190
0407	Osborn - Parking Lot Improvements	500
0411	Osborn - Main Gym Bleacher Replacement	357
0503	Metz - Auditorium Improvements	200
0506	Metz - Hallway Flooring Replacement	141
0601	Mayfield - Paint	120
0901	Haydon - Paint	65
		<u><b>3,400</b></u>
<b>Total</b>		<u><u><b>20,744</b></u></u>



**FY 2018 CAPITAL PROJECTS**

(\$ in Thousands)

Funding Sources	FY 2018
General Fund	1,255
Sewer Fund	545
Water Fund	3,760
Electric Fund	1,716
Stormwater Fund	30
Airport Fund	34
School Fund	3,400
Bonds	3,500
State	3,495
Federal	1,370
NVTA	1,080
Other Sources	559
<b>Total</b>	<b>20,744</b>





## SUMMARY OF MAINTENANCE CAPITAL PROJECTS BY PROGRAM

(\$ in Thousands)

The City identifies capital projects as projects with a cost greater than \$100,000 **and** a useful life of 10+ years. The City recognizes that there are additional projects/needs that are capital in nature but do not meet the requirement set forth for a capital project. These additional projects/needs are considered Maintenance Capital Projects, a list of which is provided below for all of the CIP program areas.

	Prior Years	FY 2018	FY 2019	FY 2020	FY 2021	FY 2022	Future	Total Project	5-Year Total
Culture & Recreation	729	300	210	120	120	120	-	1,599	870
Public Safety	70	350	-	-	-	-	-	420	350
Transportation	1,857	1,000	600	600	600	600	-	5,257	3,400
Electric	317	55	55	55	55	55	55	647	275
Airport	538	378	200	220	600	70	-	2,006	1,468
<b>Total Cost</b>	<b>3,511</b>	<b>2,083</b>	<b>1,065</b>	<b>995</b>	<b>1,375</b>	<b>845</b>	<b>55</b>	<b>9,929</b>	<b>6,363</b>

### Funding Sources:

General Fund	1,900	570	480	390	390	390	-	4,120	2,220
Sewer Fund	-	-	-	-	-	-	-	-	-
Water Fund	-	-	-	-	-	-	-	-	-
Electric Fund	317	55	55	55	55	55	55	647	275
Stormwater Fund	-	-	-	-	-	-	-	-	-
Airport Fund	111	69	40	44	12	14	-	290	179
School Fund	120	30	30	30	30	30	-	270	150
Bonds	-	-	-	-	-	-	-	-	-
State	809	576	460	476	348	356	-	3,025	2,216
Federal	230	433	-	-	540	-	-	1,203	973
NVTA	-	-	-	-	-	-	-	-	-
Other Sources	24	350	-	-	-	-	-	374	350
<b>Total Funding</b>	<b>3,511</b>	<b>2,083</b>	<b>1,065</b>	<b>995</b>	<b>1,375</b>	<b>845</b>	<b>55</b>	<b>9,929</b>	<b>6,363</b>

## MAINTENANCE CAPITAL PROJECT LISTING

(\$ in Thousands)

The City identifies capital projects as projects with a cost greater than \$100,000 **and** a useful life of 10+ years. The City recognizes that there are additional projects/needs that are capital in nature but do not meet the requirement set forth for a capital project. These additional projects/needs are considered Maintenance Capital Projects, a list of which is provided below for all of the CIP program areas.

	Prior Years	FY 2018	FY 2019	FY 2020	FY 2021	FY 2022	Future	Total Project	5-Year CIP
<b>Culture &amp; Recreation</b>									
Harry J. Parrish Town H	-	-	50	-	-	-	-	50	50
School Playground Equi	240	60	60	60	60	60	-	540	300
Museum Improvements	35	90	40	-	-	-	-	165	130
Train Depot Improvemen	95	30	-	-	-	-	-	125	30
Candy Factory Improve	-	60	-	-	-	-	-	60	60
Park Improvements	359	60	60	60	60	60	-	659	300
<b>Program Total</b>	<b>729</b>	<b>300</b>	<b>210</b>	<b>120</b>	<b>120</b>	<b>120</b>	<b>-</b>	<b>1,599</b>	<b>870</b>
<b>Public Safety</b>									
Animal Shelter Improve	70	-	-	-	-	-	-	70	-
911 Calling System	-	350	-	-	-	-	-	350	350
<b>Program Total</b>	<b>70</b>	<b>350</b>	<b>-</b>	<b>-</b>	<b>-</b>	<b>-</b>	<b>-</b>	<b>420</b>	<b>350</b>
<b>Transportation</b>									
Traffic Signal Coordinati	-	400	-	-	-	-	-	400	400
Supplemental Street Pav	1,857	600	600	600	600	600	-	4,857	3,000
<b>Program Total</b>	<b>1,857</b>	<b>1,000</b>	<b>600</b>	<b>600</b>	<b>600</b>	<b>600</b>	<b>-</b>	<b>5,257</b>	<b>3,400</b>
<b>Electric</b>									
Replace/Automate Pad	317	55	55	55	55	55	55	647	275
<b>Program Total</b>	<b>317</b>	<b>55</b>	<b>55</b>	<b>55</b>	<b>55</b>	<b>55</b>	<b>55</b>	<b>647</b>	<b>275</b>
<b>Airport</b>									
Airport Paving Program (	196	175	100	120	-	-	-	591	395
Master Plan Study	-	-	-	-	600	-	-	600	600
Environmental Assessm	257	-	-	-	-	-	-	257	-
Replace Terminal Buildi	58	-	-	-	-	-	-	58	-
Update Airfield Regulato	27	33	-	-	-	-	-	60	33
Terminal Building Upgra	-	-	-	-	-	35	-	35	35
Airport Alternative Energ	-	-	-	-	-	35	-	35	35
Replace Tower Rooftop	-	35	-	-	-	-	-	35	35
Installation of Additional	-	35	-	-	-	-	-	35	35

**MAINTENANCE CAPITAL PROJECT LISTING**

(\$ in Thousands)

The City identifies capital projects as projects with a cost greater than \$100,000 **and** a useful life of 10+ years. The City recognizes that there are additional projects/needs that are capital in nature but do not meet the requirement set forth for a capital project. These additional projects/needs are considered Maintenance Capital Projects, a list of which is provided below for all of the CIP program areas.

	Prior Years	FY 2018	FY 2019	FY 2020	FY 2021	FY 2022	Future	Total Project	5-Year CIP
Airfield Paving Program	-	100	100	100	-	-	-	300	300
<b>Program Total</b>	538	378	200	220	600	70	-	2,006	1,468
<b>Total Costs</b>	<b>3,511</b>	<b>2,083</b>	<b>1,065</b>	<b>995</b>	<b>1,375</b>	<b>845</b>	<b>55</b>	<b>9,929</b>	<b>6,363</b>

**MAINTENANCE CAPITAL PROJECT LISTING**

(\$ in Thousands)

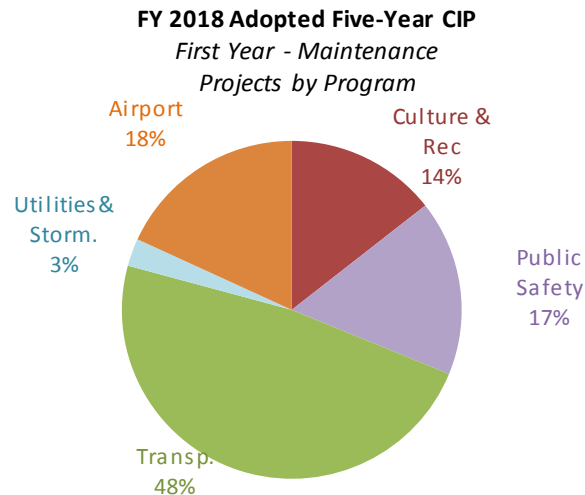
The City identifies capital projects as projects with a cost greater than \$100,000 **and** a useful life of 10+ years. The City recognizes that there are additional projects/needs that are capital in nature but do not meet the requirement set forth for a capital project. These additional projects/needs are considered Maintenance Capital Projects, a list of which is provided below for all of the CIP program areas.

<b>Funding Sources</b>	<b>Prior Years</b>	<b>FY 2018</b>	<b>FY 2019</b>	<b>FY 2020</b>	<b>FY 2021</b>	<b>FY 2022</b>	<b>Future</b>	<b>Total Project</b>	<b>5-Year CIP</b>
General Fund	1,900	570	480	390	390	390	-	4,120	2,220
Sewer Fund	-	-	-	-	-	-	-	-	-
Water Fund	-	-	-	-	-	-	-	-	-
Electric Fund	317	55	55	55	55	55	55	647	275
Stormwater Fund	-	-	-	-	-	-	-	-	-
Airport Fund	111	69	40	44	12	14	-	290	179
School Fund	120	30	30	30	30	30	-	270	150
Bonds	-	-	-	-	-	-	-	-	-
State	809	576	460	476	348	356	-	3,025	2,216
Federal	230	433	-	-	540	-	-	1,203	973
NVTA	-	-	-	-	-	-	-	-	-
Other Sources	24	350	-	-	-	-	-	374	350
<b>Total Funding</b>	<b>3,511</b>	<b>2,083</b>	<b>1,065</b>	<b>995</b>	<b>1,375</b>	<b>845</b>	<b>55</b>	<b>9,929</b>	<b>6,363</b>

# FY 2018 MAINTENANCE CAPITAL PROJECTS

(\$ in Thousands)

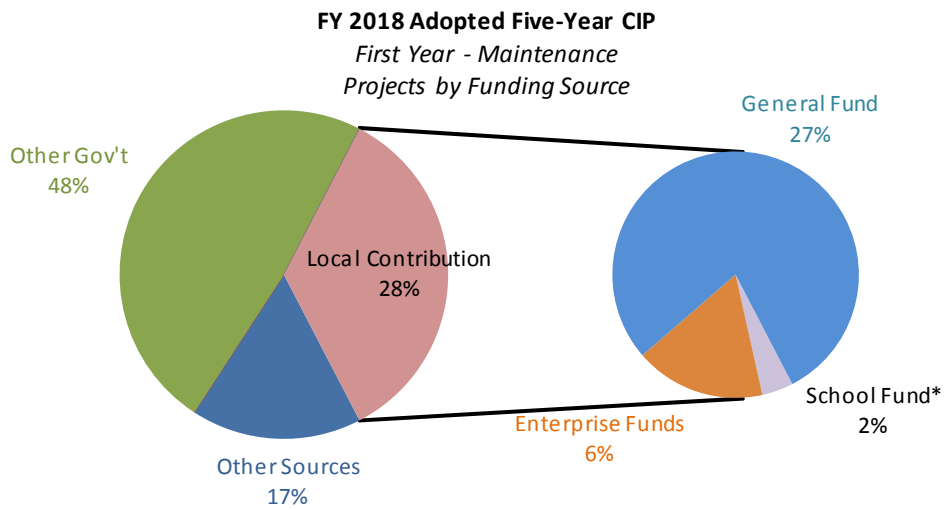
		<b>FY 2018</b>
<b>Culture &amp; Recreation</b>		
C-007	School Playground Equipment	60
C-008	Museum Improvements	90
C-009	Train Depot Improvements	30
C-010	Candy Factory Improvements	60
C-031	Park Improvements	60
		<b>300</b>
<b>Public Safety</b>		
P-024	911 Calling System	350
		<b>350</b>
<b>Transportation</b>		
T-064	Traffic Signal Coordination Upgrade	400
T-066	Supplemental Street Paving	600
		<b>1,000</b>
<b>Electric</b>		
E-004	Replace/Automate Pad Mount Fuse Cabinets	55
		<b>55</b>
<b>Airport</b>		
A-058	Airport Paving Program (outside Airfield)	175
A-075	Update Airfield Regulators	33
A-081	Replace Tower Rooftop A/C Unit	35
A-083	Installation of Additional Perimeter Security Gates	35
A-084	Airfield Paving Program	100
		<b>378</b>
<b>Total</b>		<b>2,083</b>



**FY 2018 MAINTENANCE CAPITAL PROJECTS**

(\$ in Thousands)

Funding Sources	<u>FY 2018</u>
General Fund	570
Sewer Fund	-
Water Fund	-
Electric Fund	55
Stormwater Fund	-
Airport Fund	69
School Fund	30
Bonds	-
State	576
Federal	433
NVTA	-
Other Sources	350
<b>Total</b>	<b><u><u>2,083</u></u></b>



\*The Contribution from the Schools is for the School Playground Equipment. This project is 50/50 funded by the City and Schools.